

Tipping Trailers

8 Ton Monocoque Tipping Trailer (TR8M)









- Solid construction Monocoque body for extra strength
- High tip tapered body for clean unloading
- Structural steel 180mm channel chassis with 6 stud axles on 12.5/80/15.3 tyres
- Optional 400/16 – 15.5 tyres
- Heavy duty reinforced 4m floor
- High tip for clean unloading
- Large capacity 8000Kg – 10cu.m
- 4.1m x 2.2m x 1.26m (13ft5" x 7ft2" 4ft)
- Extra high sides 1260mm (49")
- Brakes, Lights and reflective triangles are standard.
- Lights positioned inside heavy duty structural channel
- Tandem H.D parabolic spring suspension for smooth working, creating less stress on the trailer structure resulting in longer maintenance free operation
- Handbrake as standard
- Optional tarpaulin Cover
- Optional Grain Chute



Model	Side Height	Floor Thickness	Body Length	Width	Loading Height
TR 8M	126cm	4mm	4m	2.15m	2.3m
Lights	Brakes	Unladen Weight	Wheel Size Standard	Wheel Size Optional	
YES	YES	2300kg	12.5/80/15.3	400/16/15.5	

Trailers Wheels

Standard Wheels

TR1	TR2	TR4	TR6, TR8, TR8M & TRF21	TR10, & TR10M	TRF25	TR12 & TR14
						
23/10.5/12	10/80/12	10/75/15.3	12.5/80/15.3	385/55/22.5	385/65/22.5	550/45/22.5

Wheels Options

TR2	TR4	TR6, TR8 & TR8M	TR10 & TR10M	TR12 & TRF25
				
26/12/12 10/80/12.5 26/12/12.5 (Turf Tyre)	11.5/80/15.3 400/60/15.5	400/16/15.5	500/50/17	550/45/22.5

	TR1	TR2	TR4	TR6	TR8	TR8M
Wheel Size Standard	23/10.5/12	10/80/12	10/75/15.3	12.5/80/15.3	12.5/80/15.3	12.5/80/15.3
Wheel Size Optional	N/A	26/12/12.5	12.5/80/15.3 400/60/15.5	400/16/15.5	400/16/15.5	400/16/15.5

	TR10	TR10M	TR12	TR14	TRF21	TRF25
Wheel Size Standard	385/55/22.5	385/55/22.5	550/45/22.5	550/45/22.5	12.5/80/15.3	385/65/22.5
Wheel Size Optional	500/50/17	500/50/17	385/65/22.5	385/65/22.5	400/60/15.5	550/45/22.5